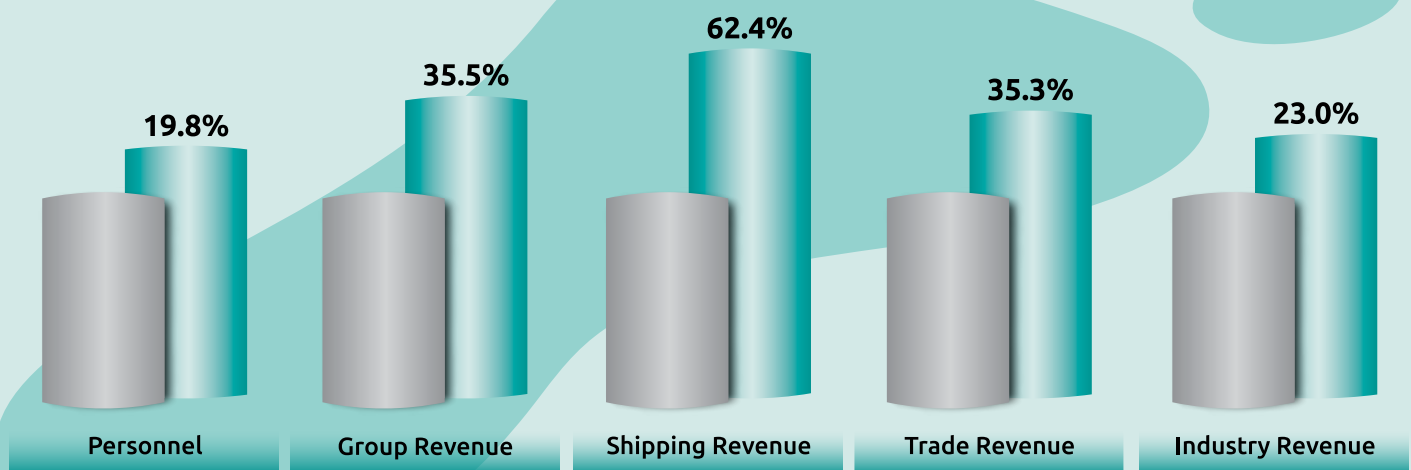
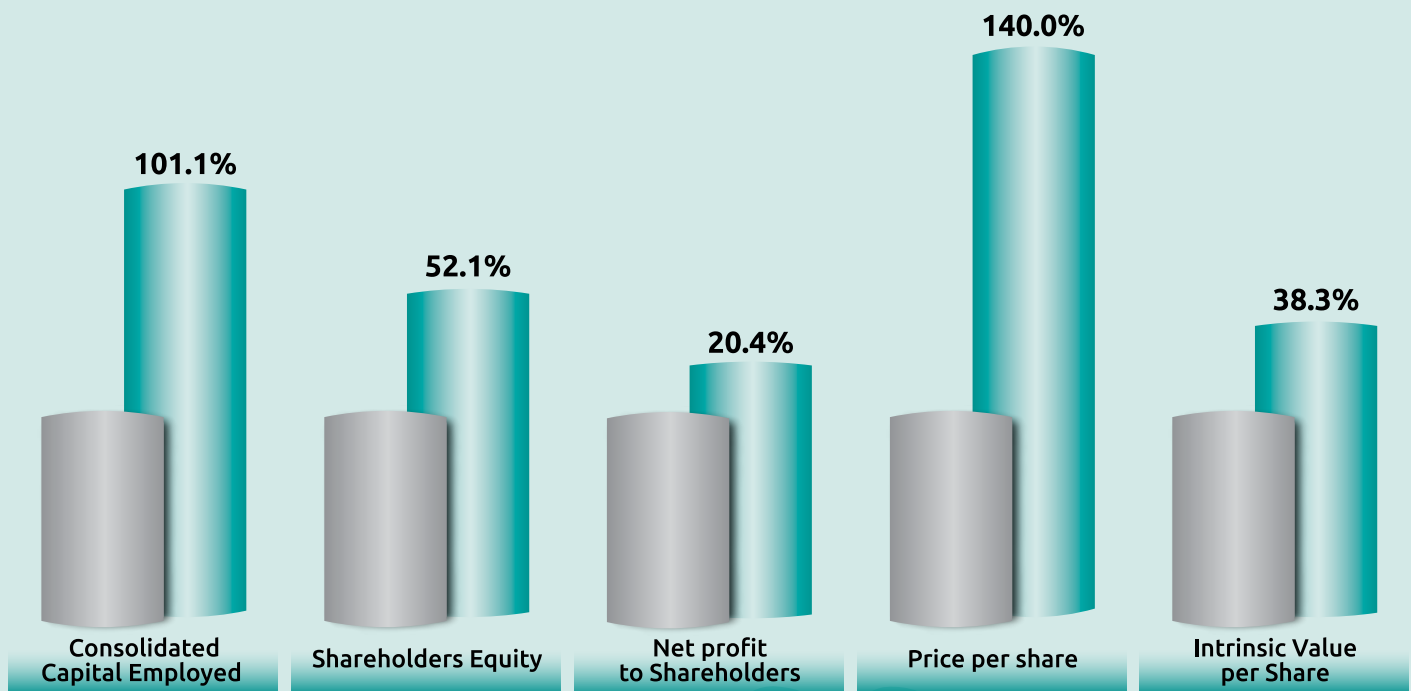




ANNUAL REPORT 2015

GROWTH 2011 - 2015



Total Investments
SRD 75.2 million

Paid to
Tax Authorities
SRD 53.2 million

Donations by
VSH Community Fund
SRD 1.2 million

Core Values

**To be a Champion for our
Customers, Partners, Shareholders
and in the Community
we hold fast to these values:**

- **Your success is our desire**
- **Trust in our relationships and
personally responsible for
all our actions**
- **Creating a better company
for a better world**



VSH Guyana: Elon Sooknanan - Sales Engineer Steel and Dwayne Scott - Country Sales Officer.

Contents

Management of the Group	4
Suriname	7
Report of the Supervisory Board of Directors	8-9
Salient Figures	11
Report of the Managing Directors	12-18
Independent Auditor's Report	21
Income Statement for the year ended 31 December 2015	22
Balance Sheet at 31 December 2015 before appropriation of profit	23
Consolidated Income Statement for the year ended 31 December 2015	24
Consolidated Balance Sheet at 31 December 2015 before appropriation of profit	25
Consolidated Statement of Changes in Equity for the year ended 31 December 2015	26
Consolidated Cash Flow Statement for the year ended 31 December 2015	27
Notes to the Consolidated Financial Statements	29-44



VSH Group: IT Team - Mukesh Pachai, Ashwin Ramsaran, Jonathan Joesman, Robbert Sjiem-Fat.

Management of the Group

HOLDING

**N.V. VERENIGDE SURINAAMSE HOLDINGMIJ.-
UNITED SURINAME HOLDING COMPANY**

P. Healy, *Managing Director,
Chief Executive Officer (CEO)*
M. Ramsundersingh, *Managing Director,
Chief Legal Officer (CLO)*
P. Brahim, *Assistant Managing Director,
Chief Financial Officer (CFO)*
V. Finck, *Head Internal Audit*

SHIPPING

N.V. VSH SHIPPING

S. Poort, *Managing Director*

N.V. VSH TRANSPORT

P. Healy, *Managing Director*
S. Poort, *Assistant Managing Director*

VSH-UNITED (USA) L.L.C.

J. Liong-A-San, *Managing Director*

N.V. VSH LOGISTICS

K. Wong Fong Sang, *Managing Director*

N.V. VSH LABOUR SERVICES

P. Healy, *Managing Director*

MANUFACTURING

N.V. VSH STEEL

W. Martoredjo, *Managing Director*

N.V. VSH FOODS

M. Telting, *Managing Director*

N.V. CONSOLIDATED INDUSTRIES CORPORATION

K. Healy, *Managing Director*

TRADING

N.V. VSH TRADING

P. Healy, *Acting Managing Director*

VSH-UNITED (GUYANA) INC.

P. Healy, *Director*

REAL ESTATE

N.V. VSH REAL ESTATE

P. Healy, *Managing Director*
C. Lie Wah Hing, *Assistant Managing Director*
M. Foen-A-Foe, *Project Developer*

INVESTMENT

N.V. VSH INVESTMENT

P. Brahim, *Managing Director*



P. Healy



M. Ramsundersingh



P. Brahim



V. Finck



S. Poort



J. Liong-A-San



K. Wong Fong Sang



W. Martoredjo



M. Telting



K. Healy



C. Lie Wah Hing



M. Foen-A-Foe

**GOLDEN
BRAND**



YELLOW BIRD



BAKER'S CHOICE



VSH STEEL



CIC: in 2015 production capacity was doubled to accommodate the continued growth of OZON & SUN Bleach in local and international markets.



VSH Foods: Commissioning of the sticks packaging line November 2015 by Mrs. S. Bureson - Minister of Trade and Industry.

Suriname

Suriname is a country of 163,270 square kilometers situated on the northeast shoulder of South America and home of the VSH Group. While a Babylonian profusion of some seven languages are in everyday use, the official language is Dutch.

The population of some 530,300 souls is one of the most polyglot in the world and includes indigenous Indians, African descendents, Hindustanis, Javanese, Chinese, Lebanese, Jews and Europeans. Recent arrivals include Brazilians and so called new Chinese. Almost half of the population is concentrated in and around the capital city Paramaribo.

Suriname has a strong democratic tradition dating back some 145 years. Legislative powers are in the hands of the National Assembly composed of 51 members elected by popular vote for a period of five years. The President is the Head of Government and is elected for five years by a two thirds majority vote in the National Assembly or by a common majority vote in the United Peoples Assembly comprised of national, regional and municipal representatives. The Council of Ministers chaired by the Vice President consists of 17 member ministers and exercises the highest executive and administrative power.

Mining is the backbone of the economy. Gold is mined in large, medium and small scale operations and provides employment to hinterland communities and migrant workers from Brazil.

Crude oil production and refining contributes significantly to the fuel requirements of industry and electric power generation. Energy requirements are further complemented by a hydroelectric dam located 90 km south of Paramaribo.

Rice, bananas, shrimp, fish and timber comprise the other traditional export products.

Suriname is the proud guardian of one of the largest expanses of pristine tropical rainforests in the world. The Central Suriname Nature Reserve (1.6 million hectares) is the largest of 15 protected areas encompassing 12% of the total land surface of the country.

Since its establishment in 1958 the VSH Group has grown steadily and is well positioned to participate in the further development of this young nation.



VSH Community Fund: member of "friends of green Suriname": Donation to the Building with nature project "te Weg naar Zee".

Report of the Supervisory Board of Directors

To the Shareholders

The Supervisory Board of Directors performed its duties in accordance with Suriname law, the Company's bylaws and Corporate Governance Code. We advised management on relevant matters and monitored management performance in relation to goals set. Management of the Holding and the subsidiaries regularly informed us, both verbally and in writing, on policy and material aspects of business strategy, corporate planning, major events, investments and transactions. Besides information of the Company and the Group as a whole, we also received detailed monthly reports from Management on the current business position of the Group's subsidiaries while we were kept abreast of results and the financial position, risks and risk management, HR and IT performance and planning in a thorough manner.

The Supervisory Board of Directors was directly involved in all decisions of fundamental importance to the Group. In addition, we discussed strategic issues with Management on a regular basis while the Chairman of the Supervisory Board and the Managing Directors maintained a constant exchange of information.

Consultation and decision making

The Supervisory Board of Directors held regular monthly meetings, 13 in total. The board members regularly attended the board meetings. In addition, resolutions on urgent matters were adopted in writing or by electronic communication and later approved during official meetings. The subjects discussed in the meetings included the financial position and results, Company long-term strategy 2016 - 2021, Company policy, business plans and appraisals, health, safety and environment, investments, internal audit reports, management development and appointments.

In the board meeting held on 29 April 2015, Management presented the feasibility study for the establishment of a subsidiary in Guyana.

In the board meeting held on 20 August 2015, Management presented financial statements over the first half year 2015.

In the board meeting held on 22 October 2015, Management presented the long-term strategic goals for 2016 - 2021.

In the board meeting held on 12 November 2015, Management presented the operational plans for 2016 and the Board approved capital expenditures for 2016. Management remuneration was evaluated and approved in the board meeting held on 10 December 2015.

Corporate Governance

In the meeting of the Supervisory Board of Directors held on 21 January 2016, the results of the internal audits 2015 were presented and the internal audit plan for 2016 was approved. The results of the annual appraisals of the subsidiaries 2015 were discussed with the Board on 22 February 2016.

In the meeting held on 11 June 2015, an Audit Committee was installed and charged with formulating an audit committee charter in line with the Corporate Governance Code. This committee consists of the following board members: Mr. J. Healy Jr., Mr. R. Hahn and Mr. A. Kluijver. In the board meeting held on 19 May 2016, the Audit Charter was adopted. The objective of this charter is to

assign duties, responsibilities and authority to the Audit Committee.

The Audit Committee will focus particularly on whether the financial statements have been prepared in compliance with the statutory requirements, whether the financial reporting provides a true and fair view of the financial position and results of operations of the Company and the Group, and will discuss developments in the area of corporate, environmental, safety and tax compliance and risks.

The Audit Committee and the external auditor discussed the management letter 2015 and the follow up by management of the recommendations noted in the management letter 2014. Special attention was given to cost control and the importance of administrative procedures.

The Corporate Governance Code was amended in the meeting of 19 May 2016 to include the adopted Audit Committee Charter.

Changes in the bylaws

In the meeting of the Supervisory Board of Directors held on 29 April 2015 the management recommended changes to be made in the bylaws to accommodate a change from bearer shares to registered shares. These changes will affect article 5 in the "Shares" section and article 8 in the "Annual General Meeting of Shareholders" section. The changes were evaluated and approved in the Annual General Meeting of Shareholders held on 21 May 2015. The change from bearer shares to registered shares will take place in 2016.

Supervisory Board of Directors changes and appointments

In accordance with article 7.20 of the bylaws all directors resigned during the Annual General Meeting of Shareholders on 21 May 2015. In this meeting all six members, Mr. R. Khodadin, Mrs. D. Halfhide, Mr. R. Elias, Mr. R. Hahn, Mr. J. Healy Jr. and Mr. A. Kluijver were re-elected as members of the Supervisory Board of Directors.

After having served six years as a member of the Supervisory Board, Mr. R. Elias has decided not to stand for re-election.

Being eligible, the members Mr. R. Khodadin, Mrs. D. Halfhide, Mr. R. Hahn, Mr. J. Healy Jr. and Mr. A. Kluijver offer themselves for re-election in the Annual General Meeting of Shareholders to be held on 4 July 2016.

The Supervisory Board of Directors recommends that the members mentioned be re-elected and that Mr. K. Lim A Po be elected as board member.

Management changes and appointments

On 1 June 2015, Mr. P. Healy stepped down as Managing Director of N.V. VSH Shipping. To fill the vacancy left by Mr. P. Healy, Mr. S. Poort was appointed Managing Director of N.V. VSH Shipping effective 1 June 2015.

On 30 September 2015, Mr. W. van Meegdenburg resigned as Managing Director of N.V. Consolidated Industries Corporation. He served the company for almost 7 years. To fill the vacancy left by Mr. W. van Meegdenburg,

Report of the Supervisory Board of Directors

Mrs. K. Healy was appointed Managing Director effective 1 October 2015.

Effective 1 January 2015, Mr. V. Finck was appointed Head Internal Audit of the VSH Group. With this appointment a key position was filled.

Effective 15 July 2015, Mr. M. Foen-A-Foe was appointed Project Developer of N.V. VSH Real Estate.

Performance of the Supervisory Board of Directors

In a meeting held on 10 December 2015 the Supervisory Board of Directors evaluated the performance of the Board. Based upon individual appraisals they found the performance collectively as well as individually to be satisfactory. The Board identified key areas of attention including risk assessment, the need for board committees, and the long-term strategic plan.

Management performance and Executive Performance Pay

On 10 December 2015 the Supervisory Board of Directors evaluated the overall performance of the Managing Directors of the United Suriname Holding Company and found the performance to be good. Specific areas of attention were discussed with the Management including IT management, risk management and a key positions succession planning within the Group.

Performance of the Managing Director of N.V. VSH Foods is measured against a yearly minimum target of 20.00% of Return on Capital Employed and a two year (2014 - 2015) target of 77.40% for growth in gross profit for the period. Based on the profit before tax of 27.45% (2014: 27.37%) Return on Capital Employed in 2015, the Managing Director received a short-term bonus amounting to SRD 34,902.

For the two-year period (2014 - 2015) gross profit grew by 81.11% and thus the growth target of 77.40% was achieved. The Managing Director received a long-term bonus amounting to SRD 78,154.

The other subsidiaries did not meet their respective minimum target of Return on Capital Employed nor of the long-term growth targets.

Dividend Policy and Interim Dividend

The policy of the Company is to pay a dividend in the order of 30%-35% of the net profit attributable to the Shareholders of the Company, after deduction of unrealized profit from subsidiaries and the associate company. Subject to unforeseen developments the Supervisory Board of Directors has approved the payment of interim dividend for the year 2016 as follows:

- 1st quarter payable 15 July 2016; SRD 0.15 per share
- 2nd quarter payable 15 August 2016; SRD 0.15 per share
- 3rd quarter payable 15 November 2016; SRD 0.15 per share
- 4th quarter payable 15 February 2017; SRD 0.15 per share

Division of Profit

In compliance with the requirements of article 9.20 of the bylaws, management presented the financial statements 2015 to the Supervisory Board of Directors on 16 June 2016.

These financial statements can be found on pages 22 to 44 of this annual report.

The independent external auditor, Lutchman & Co, audited the financial statements. Their independent auditor's report can be found on page 21.

The net profit attributable to Shareholders amounts to SRD 18,555,091 (2014: SRD 20,151,842).

We recommend that the Shareholders approve the financial statements as presented.

The Supervisory Board of Directors endorses the recommendation of the Management to pay a cash dividend for the year of SRD 3,376,775. If approved, total dividend will amount to SRD 1.70 per share and the balance of the net profit amounting to SRD 15,178,316 will be added to retained earnings. Four quarterly dividends have been paid for a total of SRD 0.60 per share. The final dividend will thus amount to SRD 1.10 per share. We advise the Shareholders to approve the dividend as recommended.

Remuneration of the Supervisory Board of Directors

The remuneration of the Supervisory Board of Directors amounts to SRD 108,000 per year and was last adjusted on 1 June 2015. The Supervisory Board of Directors endorses the recommendation of the Management to increase the remuneration of the Supervisory Board of Directors to SRD 140,400 per year effective 1 July 2016.

Appreciation

Our thanks and appreciations go to the members of Management, and all the employees of VSH United, its subsidiaries and the associated company for their contribution in 2015. Their collective hard work and commitment helped the VSH Group to a good performance in a challenging market environment and to make substantial progress towards achieving the goals set out in its long-term strategic plan.

Paramaribo, 16 June 2016

The Supervisory Board of Directors,

R. Khodadin, *Chairman*

D. Halfhide, *Vice Chairman*

R. Elias

R. Hahn

J. Healy, Jr.

A. Kluijver

Report of the Supervisory Board of Directors



Salient Figures

in SRD Consolidated	2015	2014	2013	2012	2011
Revenue	78,072,962	68,127,374	63,200,893	57,599,750	57,633,790
Profit from continuing operations	14,087,885	15,568,891	14,401,741	12,878,475	14,278,116
Other income	11,828,381	12,228,766	10,346,252	9,188,424	6,383,606
Net profit to Shareholders	18,555,091	20,151,842	17,677,725	16,431,570	15,416,129
Cashflow	25,378,349	26,436,909	23,568,482	21,898,843	20,221,746
Working capital	46,970,581	40,178,943	39,990,907	38,452,114	38,973,383
Shareholders equity	163,321,866	166,198,086	145,257,126	125,347,696	107,350,146
Paid-in capital	19,863	19,863	19,863	19,863	18,058
Per share of SRD 0.01					
Cash dividend	1.70	1.65	1.50	1.50	1.92
Intrinsic value	82.22	83.67	73.13	69.42	59.45
Market value	72.00	50.50	46.00	37.50	30.00
USD Rate					
Year average	3.48	3.35	3.35	3.35	3.38
Per end of the year	4.20	3.35	3.35	3.35	3.35



VSH Steel: Project Fernandes Bakery.

Report of the Managing Directors

Introduction

Since its inception in 1958 as a trading company VSH United has become one of the most diversified groups in Suriname with subsidiaries in Miami, USA and since 2015 in Georgetown, Guyana. Its major activities include ship agency, port terminal operations, trading, manufacturing, real estate development and management. Through associated companies VSH United is involved in the insurance and hotel business.

VSH United

Group results for 2015 are less than the previous year. Revenue from our ship agency and terminal operations improved. Even though the Steel Company for the second consecutive year performed at a loss, overall industry revenue improved. Real Estate and Trading saw declining revenue compared to previous years.

In the Annual General Meeting of Shareholders held on 21 May 2015 the financial statements 2014 and a dividend of SRD 3,277,458 or SRD 1.65 per share of nominal SRD 0.01 were approved.

The VSH Corporate Governance Code is an integral part of the Group's Management policy. This code was reviewed in February 2016.

The year 2015 marked the end of our strategic plan 2011-2015. We can look back on a satisfactory completion of the financial aspect of the five-year strategic period having achieved our targets in revenue growth and growth in net profit. With reference to our vision for success of the five-year strategic period we can report that we were successful in two out of the four targets set. We were successful in maintaining our overall strong market position in Suriname and increasing our share in associated companies. With regards to developing and growing our core business in the region (export) and to acquire companies with strong brands and long term prospects we made little progress.

In the strategic plan 2016-2021 we have set forth financial targets based on our *"Ambition: to achieve regional dominance"* through *"professionalizing our support services"*, *"innovation in our business model"* and *"aggressive regional penetration"*. We can report an early start in our ambition for aggressive regional penetration with the official opening of our new subsidiary VSH-United (Guyana) Inc. on 6 November 2015 in Georgetown, Guyana. This new addition to the VSH Group is an extension of our VSH Trading activities specializing in personal protective equipment and small home/office equipment. Additionally, VSH-United (Guyana) provides sales and marketing support services to VSH Steel and VSH-United (USA) - "boots on the ground concept".

The business environment

The Suriname GDP growth is estimated at 0.1% for 2015¹ (2014: 1.8%) mainly due to on-going investment projects in the oil and mining industry. The continuing deterioration of mineral and oil world market prices in 2015 compounded by government slow response to the reduced overall income has led to large budget deficits and the depletion of foreign reserves. The official exchange rate of the Suriname Dollar SRD 3.35 versus the US Dollar reached SRD 4.20 at the end of the year 2015. Inflation at the end of 2015 amounted to 25.1%² (2014: 3.9%). As a result, the Suriname economy at the end of 2015 was faced with a serious recession and by the second quarter of 2016 the US Dollar exchange rate was at +/- SRD 7.00 and inflation at 46.1%² (April 2016). In January 2016 the International Monetary Fund (IMF) announced that they were approached by the government of Suriname to discuss the possibility of IMF financial support for an economic reform program. By the second quarter of 2016 an agreement was reached and being finalized on key elements of an economic program to be supported by a two-year financial arrangement in the amount of approximately USD 478 million. This challenging program will require great efforts from Surinamese society as a whole. There is concern as to the government's capacity to comply with the strict measures set forth by the IMF program in the time line set out.

The construction activities of the new Newmont/Surgold gold mining project at Nassau in eastern Suriname were ongoing in 2015 and are as per construction schedule expected to start production by the third quarter of 2016.

The State Oil refinery expansion project was completed in December 2015. Some unexpected start up technical issues delayed full production until the second quarter of 2016. The timely and smart operational cost reduction program implemented in 2015 in line with reduced oil revenue due to the drop in world oil prices enabled the company to close off the year in the black, with minimal profit. The Company placed all non-priority investment projects on hold. Investment projects aimed at maintaining current oil production levels and off/near-shore exploration drilling projects were continued.

The bauxite and alumina industry in Suriname developed by Alcoa dates back to 1916. The relationship between Suriname and Alcoa was formalized with a mineral agreement in 1957 and the establishment of the Suriname Aluminum Company N.V. (Suralco). In July 2015 Alcoa/Suralco announced that they planned to discontinue their operation in Suriname. Suralco's ongoing energy challenges and limited bauxite supply, combined with unfavorable market conditions, meant it was no longer feasible to continue operations. A committee was appointed by the Suriname Government to negotiate the exit of the multinational. In November 2015 Alcoa closed the refinery and by the end of 2015 talks had stalled between the Suriname government and Alcoa/Suralco. It is not clear when the exit agreement between Suriname and Alcoa will be finalized.

¹ Source: International Monetary Fund

² Source: General Bureau of Statistics



VSH Guyana: Official opening
Mr. R. Khodadin - Chairman VSH United, Mrs. M. Kurban-Baboe - Ambassador Suriname and Mr. D. Gaskin - Minister of Business of Guyana.



VSH Guyana: Office/Showroom in Georgetown.

Report of the Managing Directors

A positive development in the agricultural sector, namely, the establishment in 2014 of the Company FAI - Food and Agriculture Industries N.V. - to manage the banana plantations/production facilities was short lived. In October 2015 it was announced that the plantation at Jarikaba was threatened by the moko disease that affected the banana plants and reducing production. Reports in the first quarter of 2016 seem to indicate that the aggressive campaign to fight the disease is bearing fruit.

Passenger arrivals decreased by 9.5% in 2015 compared to 2014 and further analysis of the 227,699 stayover visitors indicates that actual tourist arrivals decreased. It is expected that this decrease is partly due to the South America travel warnings issued during the year relating to the Zika virus. Passenger increase from specific countries is related to on-going investment projects in the oil and mining industry. These passengers are business travelers.

The setbacks experienced in 2015 demonstrate the urgent need for the government and private sector to place substantial emphasis on diversification of the Suriname economy.

Financial overview

The Group's net profit from continuing operations amounted to SRD 14,087,885 (2014: SRD 15,568,891). Total revenue amounted to SRD 78,072,962 (2014: SRD 68,127,374) mainly due to higher revenue in shipping and industry (Food and Detergents) activities. Operating expense amounted to SRD 63,985,077 (2014: SRD 52,558,483) due to higher personnel, administrative, interest and depreciation expenses.

Other income included our share of profit in associate company Assuria and investment income and amounted to SRD 11,828,381 (2014: SRD 12,228,766).

Profit before tax amounted to SRD 25,916,266 (2014: SRD 27,797,657).

Net profit for the year amounted to SRD 20,187,447 (2014: SRD 22,208,787).

Segment performance and reporting

Shipping

The ship agency companies VSH Shipping and VSH Logistics represent liner services from ports in Latin America, the Caribbean, North America, the Far East and Europe. The ship agency companies also provide vessel agency services to various bulk carriers and offshore activities mainly for the local oil industry. VSH Logistics also provides ticketing and cargo sales services to airlines operating to and from Suriname. VSH-UNITED (USA) L.L.C. is based in Miami, Florida and is a registered NVOCC - non vessel operating common carrier - specialized in cargo movements from Miami, Panama and Hong Kong to Paramaribo. VSH Transport is the port terminal operator offering consolidation, stevedoring, terminal cargo handling, warehousing, project logistic support, customs brokerage and trucking services. VSH Labour Services provides the required specialized personnel to support the activities of VSH Transport.

Shipping income was 45.0% higher in comparison to 2014 and amounted to SRD 31,819,943 (2014: SRD 21,945,204). This increase in income is due to increase in break bulk/project cargo shipments (2015: 102,798 metric ton, 2014: 66,799 metric ton), an increase in RORO (2015: 9,235 units, 2014: 7625 units) and an increase in container handlings realized (2015: 39,388 teus, 2014: 30,787 teus). Services operated by Seaboard Marine, EUKOR Car Carriers, Intermarine, Seatrade, Atlantic Feeder Service (AFS), Maersk Line and Sealand complement our one-stop-shop logistics approach. Total number of vessels handled in 2015 was 291 (2014: 258). Agency and custom brokerage services as well as the two Insel Air associated airlines contributed to income.

The segment operating result amounted to SRD 11,149,618 (2014: SRD 7,839,874). This is 42.2% higher than 2014 due to an increase in cargo handlings and offshore related income. It must be noted that the acquisition of a port mobile harbor crane as well as an increase in personnel, software development and terminal expansion expenses were required to support volume growth and have significantly increased overall long-term fixed shipping segment expenses.

In 2015 a total of SRD 11.45 million (2014: SRD 4.35 million) was invested in terminal equipment, software development and extra terminal space. Off/near shore seismic work continued in 2015.

Prospects for further vessel and cargo handling growth in 2016 are largely dependent on Suriname's economic conditions and the shipping lines responses to the reduced cargo volumes. Ongoing investments in off shore activities by various international oil companies and a recent shore based contract will be an important income factor for the shipping segment in 2016. Still, anticipated reduced cargo volumes in 2016 and the increase in fixed cost is expected to negatively affect shipping overall performance in 2016. In line with our multiyear plan 2016-2021 and our ambition for aggressive regional penetration, the designation of the new sister company VSH-United (Guyana) Inc. as agent for VSH-United (USA) L.L.C. supports the required market expansion to compensate for reduced Suriname volumes to include the growing Guyana market.

Report of the Managing Directors

Trading

N.V. VSH Trading is distributor for Canon office equipment and holds an important share of the market for copiers, fax machines, printers and scanners. As distributor for Red Wing and Worx the Company supplies major industries with quality footwear for the workplace. A full line of Personal Protective Equipment (PPE) complements the assortment available to customers. In line with our multiyear plan 2016-2021 trading activities have been expanded to include the Guyana market.

Trading operating income is stated after deduction of cost of goods sold. Operating income amounted to SRD 4,486,339 (2014: SRD 4,963,153). Segment operating result in 2015 was 66.3% less than 2014 and amounting to SRD 746,208 (2014: SRD 2,215,927). This is predominantly due to a decrease in margin and an increase in personnel and marketing expenses. Product assortment innovation and market expansion are leading drivers for 2016.

Foods

The Foods segment is related to activities of N.V. VSH Foods (56.01%), which includes the production and distribution of margarine, butter and shortening. Operating income is stated after deduction of cost of packaging and raw materials. Segment operating income in 2015 was 9.0% higher than 2014 and amounted to SRD 12,268,371 (2014: SRD 11,255,839). Segment operating result in 2015 was 3.0% higher than 2014 and amounted to SRD 3,474,963 (2014: SRD 3,373,226). Sales revenue in 2015 was 0.2% lower than 2014 and amounted to SRD 20,810,501 (2014: SRD 20,860,790). Overall sales volume in 2015 declined by 3.3% compared to 2014 mostly due to packaging issues and related loss of sales. Gross margin increased by 16.1%. Export volumes declined by 4.5% compared to 2014. The newly developed export strategy required investments in a new packaging line to support product innovation strategy. Additionally, improving distribution channels in some export markets required switching distributors.

The multiyear plan 2016-2021 strategy to increase export is on track and in addition smart purchasing procedures are required to counter the deteriorating local market conditions in 2016.

Detergents

N.V. Consolidated Industries Corporation (59.44%) manufactures a wide range of industrial and household detergents and plastic packaging materials. The Company's products command an important share of the local and regional markets. Operating income is reported after deduction of cost of packaging and raw materials. Segment income increased by 4.6% in 2015 and amounted to SRD 24,199,079 (2014: SRD 23,142,799). Segment operating result amounted to SRD 2,489,318 (2014: SRD 4,232,711). This decline is mainly due to higher personnel, distribution and administrative expenses including exchange rate losses.

Total powder detergent production volume increased to 2,712 metric ton (2014: 2,562 metric ton) as a result of higher demand in the export markets. Liquid detergent production volume increased to 4,348 metric ton (2014: 4,254 metric ton). Bleach production increased to 776 metric ton (2014: 735 metric ton). Export sales grew by 5.7% in 2015 with Jamaica, St. Vincent and Guyana taking the lead in growth. The importance of product innovation and market expansion are the drivers leading the multiyear plan 2016-2021. The Company is well positioned to counter the deteriorating local market conditions in 2016.

Steel

N.V. VSH Steel produces prefabricated steel structures and supplies the construction industry in Suriname and in the Caribbean. Operating income is reported after deduction of cost of raw materials. Operating income continued to deteriorate in 2015 due to worsening local construction market conditions and amounted to SRD 3,997,251 (2014: SRD 5,190,739). Segment operating result amounted to a loss of SRD 1,135,557 (2014: loss SRD 394,699). Production volume until June 2015 amounted to 262 metric ton and for the full year 2015 the production amounted to 774 metric ton (2014: 781 metric ton). Stringent cost cutting measures were introduced in an attempt to curtail losses in 2015. Taking into account further deteriorating Suriname market conditions a complete review was done of our export strategy. The multiyear 2016-2021 plan includes market expansion into Guyana supported by our VSH Guyana office with a full time sales engineer in keeping with "our boots on the ground" strategy. A strategic partnership was developed with a USA based project support company which resulted in our first pilot project in Panama signed in first quarter 2016. Based on this pilot project parties are expected to finalize the partnership agreement in 2016. Additional export market analysis and more aggressive country visits are starting to show results as the number of quote request for export jobs have increased significantly. We can report that the extra effort put forward by management and personnel resulted in a slight profit for the first quarter 2016 and the steel plant has sufficient work in portfolio till midyear.

Real Estate

N.V. VSH Real Estate owns, develops and manages real estate objects for use by the Group or for rent to external tenants. This segment also includes the historic apartment building at Waterkant owned by VSH Trading. Real Estate income amounted to SRD 3,539,432 (2014: SRD 3,291,675) and operating result amounted to SRD 701,099 (2014: SRD 955,306) mainly due to increased expenses. The project to build a modern office building on our last vacant property in Paramaribo at van 't Hogerhuysstraat is being redesigned to market facilities to several long-term tenants and the ensuing adjusted design requirements. The design and the rental feasibility study are being finalized.

Report of the Managing Directors

Associate Company

Assuria N.V. (24.63%) is the largest insurance company in Suriname offering a broad range of life, casualty and health insurance products in Suriname, Guyana, Trinidad and Tobago and other Caribbean territories. Assuria is the largest shareholder in De Surinaamsche Bank N.V., the largest retail bank in Suriname. The Bank Act of 2011 requires Assuria to reduce its shareholding in De Surinaamsche Bank N.V. to 20%. Assuria's share position as of 2015 was at 44%. Taking into consideration current market conditions and the fact that further reduction of share position is practically impossible the extension to maintain the 44% share position has been granted by the Central Bank of Suriname until 2017. The Company's share in the equity of Assuria amounted to SRD 73,353,344 (2014: SRD 84,785,427). The price for an Assuria share on the last trading session in 2015 at the Suriname Stock Exchange amounted to SRD 94.75 (2014: SRD 105.00). The Company's share in the net profit of Assuria amounted to SRD 10,831,795 (2014: SRD 11,310,033). During the year an amount of SRD 3,679,800 (2014: SRD 3,389,289) was received as cash dividend. Important to note is that the parliament of Suriname, without adequate consultation with the local insurance companies passed an amendment to the income tax law in 2015 where the special ruling on equalization reserves was discontinued and that all funds associated with these historical reserves are to be filed as income in 2016 and 2017. The effects of this amendment to the income tax law will have a negative effect on the equity and liquidity of the local insurance companies since significant back dated tax amounts will have to be settled in the span of two years.

Investments

Investments include the Company's strategic investment in Torarica Holding N.V., the subsidiary N.V. VSH Investment and other investments in local production companies and financial institutions. Investment income amounted to SRD 996,586 (2014: SRD 918,733). At year end investment assets stood at SRD 18,051,192 (2014: SRD 16,755,946).

Strategic Investment

Torarica Holding N.V. (12.30%) operates three hotels in prime locations along the Suriname River. The Royal Torarica is a 109 room luxury hotel located next to Torarica a 132 room first class hotel and casino in the entertainment Centre of Paramaribo. Up the road a short walk from Torarica is a fine 122 room hotel called Eco Resort Inn. These hotels provide state of the art accommodation mainly to business visitors and tourists.

Investment Subsidiary

N.V. VSH Investment operates as broker on the Suriname Stock Exchange. The Suriname Stock Exchange meets every other week and 12 companies are listed. For the first time in history the Index decreased, from 9,582 at the end of 2014 to 8,952 at the end of 2015 a decrease of 6.6%.

Proposed dividend

Profit attributable to the Shareholders of the Company amounted to SRD 18,555,091 (2014: SRD 20,151,842). Quarterly interim dividend amounted to SRD 1,191,803 or SRD 0.60 per share of nominal SRD 0.01 per share. Management proposes a final cash dividend of SRD 2,184,972 or SRD 1.10 per share of nominal SRD 0.01 per share. Total dividend then amounts to SRD 3,376,775. Management further recommends that the remaining profit amounting to SRD 15,178,316 be transferred to retained earnings. Should the proposed dividend be approved, Shareholders equity will amount to SRD 161,136,894 at the end of the year.

Share price

At the end of the year the price for shares of the Company at the Suriname Stock Exchange amounted to SRD 72.00 per share (2014: SRD 50.50 per share).

Financial condition

Liquidity and capital resources

The consolidated cash flow statement illustrates that cash and cash equivalents at year end increased to SRD 24,152,274 (2014: SRD 16,378,761). In 2015 operating activities generated SRD 9,708,453 (2014: SRD 13,636,317) in cash and cash equivalents. Investments in financial and fixed assets amounted to SRD 14,703,177 (2014: SRD 15,151,458) and were partially financed with own means and partially by bank loans.

Report of the Managing Directors

Assets and capital structure

Equity and debt

The Group's capital structure is as follows:	2015	2014
	SRD	SRD
Interest-bearing loans and borrowings	16,362,149	4,084,229
Cash and cash equivalents	(24,152,274)	(16,378,761)
Total equity	179,144,251	181,271,208
Total net capital employed	171,354,126	168,976,676

Investments financed by own means amounted to SRD 4,653,177 (2014: SRD 15,151,458).

Personnel and organization

Management consists of 8 Managing Directors; 3 Assistant Managing Directors and 22 specialized staff members. At the end of the year the Group employed 388 persons (2014: 387 persons). Of the 388 employees 26% is female while 74% is male.

The diversified nature of VSH-United requires a wide range of personal and professional skills. The Company encourages individual development through financial assistance for career development through specialized training. Training during the year included: first aid refreshment courses, financial courses, Liebherr LHM Technical & Practical Operators training, Supervision Cargo Operations course and several maritime courses.

Bonuses and salary adjustments are based on performance evaluation. Bonuses paid for the year amounted to SRD 4,340,737 (2014: SRD 3,191,119). A medical insurance plan provides medical services to employees and their families. Employees contribute 4% and the management 6% of gross wages to the medical insurance plan.

The VSH Pension Fund is incorporated in a separate legal entity which is governed by a board consisting of four members of whom the Chairman and Secretary are appointed by Management and two other members elected by the participants. At the end of the year there were 197 active pension fund members, 52 persons with deferred pension, 22 pensioners, 4 widows and 6 orphans receiving pension. Premium reserve at 31 December 2015 amounted to SRD 24,092,140 (2014: SRD 21,043,440). Total equity of the fund amounted to SRD 42,418,155³ (2014: SRD 36,951,117). Pension benefits for 118 CIC employees are insured. Under this plan there are 30 pensioners and 3 persons with disability pension.

³Unaudited

Personnel Activities

On 12 December 2015, a VSH Bash was held at Club Touché, 415 persons attended including spouses. At the party employees celebrating 10, 12½, 15, 20, 30 and 35 years of service were honored.

We honored Mr. H. van Rabenswaay (12 years of service VSH Labour Services), Mr. A. Gefferie (9 years of service VSH Labour Services) and Mr. H. Ritfeld (24 years of service VSH Transport) who also retired on 1 January 2016.

Community Activities

The VSH Community Fund is incorporated in a separate legal entity which is governed by a board consisting of three VSH Management members. The foundation supports sustainable community projects in education, environment and healthcare. Some projects supported are mentioned below.

The foundation has four permanent projects: the daily bread project for the children's home "Zout der Aarde", "Villa Zapakara Kinder museum", the first prize for the *Spelling Bee project of the Kiwanis Club* and a yearly membership fee for the organization *Friends of Green Suriname*.

The foundation was the silver sponsor of the National Art Fair.

A donation was made for the renovation of the historical "Maarten Luther kerk" and to the children of the "Kathedrale Koorschool" to represent Suriname in a choir festival at Curaçao.

The foundation donated to the *Salvation Army Christmas Charity Project*.

During the year, especially during religious holidays and school vacations, donations are made to church, educational vacation projects and to community organizations to give comfort to the elderly, and to support the youth and the disadvantaged.

Report of the Managing Directors

Outlook

As reported earlier the projected positive economic growth for 2015 was adjusted significantly downward to 0.1% of GDP and for 2016 a shrinking economy is predicted. The prospect presented to country Suriname to develop its economy into a regional role model by establishing a Sovereign Wealth Fund which could have been used to bridge these dire economic times were squandered. Expectations are that price levels for mineral exports will not increase significantly in 2016. Subsequently government income is not expected to increase and the debt position of the country is not expected to improve in the foreseeable future. Even with the IMF financial support program in place exchange rate concerns and inflation will continue in 2016. The VSH Group is standing strong in the first quarter 2016. The multiyear strategic plan 2016-2021 developed by the VSH team is geared towards regional dominance putting the focus on maintaining a strong position in a shrinking local market while implementing a strategy to focus on exports and to develop Guyana as our expanded local market segment. The ongoing professionalization of our internal support services will benefit the required cost cutting measures while innovation in our business products and services will strengthen our brand moving forward.

Appreciation

We thank the members of the Supervisory Board of Directors for their valuable advice and support during the year. We give special thanks to the departing Board member Mr. Rudolf Elias. His broad experience in corporate management was a valuable asset to the decision making process. VSH United personnel continue to amaze management in these difficult economic times. Their commitment to protecting the strong VSH brand is of imminent importance to maintaining a financially sound organization, for which we thank them. We also say a special thanks to our customers and suppliers for their loyalty and support.

Paramaribo, 16 June 2016

Patrick Healy - *Managing Director, Chief Executive Officer*

Malini Ramsundersingh - *Managing Director, Chief Legal & Human Resources*






VSH Transport: Temporary shore base for offshore facilitated at terminal Port of Paramaribo 2015.



VSH Transport: Newly purchased Liebherr LHM280 port mobile crane at work at terminal Port of Paramaribo as per June 2015.



VSH Trading: Showroom.



CIC: In 2015, investments were made to expand plastic production to include PET. In April 2016, the PET blow-molding machine was successfully commissioned.

Independent Auditor's Report

To: The Shareholders of
N.V. Verenigde Surinaamse Holdingmij.-
United Suriname Holding Company
Paramaribo

We have audited the accompanying financial statements 2015 of N.V. Verenigde Surinaamse Holdingmij.- /United Suriname Holding Company, in Paramaribo, which comprise the consolidated and company balance sheet at 31 December 2015, the consolidated and company income statement, the consolidated cash flow statement and the consolidated statement of changes in equity for the year then ended and the notes, comprising a summary of the accounting policies and other explanatory information.

Management's responsibility

Management is responsible for the preparation and fair presentation of these financial statements, in accordance with generally accepted accounting principles. Furthermore management is responsible for such internal control as it determines is necessary to enable the preparation of the financial statements that are free from material misstatement, whether due to fraud or error.

Auditor's responsibility

Our responsibility is to express an opinion on these financial statements based on our audit. We conducted our audit in accordance with generally accepted auditing standards. This requires that we comply with ethical requirements and plan and perform the audit to obtain reasonable assurance about whether the financial statements are free from material misstatement.

An audit involves performing procedures to obtain audit evidence about the amounts and disclosures in the financial statements. The procedures selected depend on the auditor's judgment, including the assessment of the risks of material misstatement of the financial statements, whether due to fraud or error.

In making those risk assessments, the auditor considers internal control relevant to the entity's preparation and fair presentation of the financial statements in order to design audit procedures that are appropriate in the circumstances, but not for the purpose of expressing an opinion on the effectiveness of the entity's internal control. An audit also includes evaluating the appropriateness of accounting policies used and the reasonableness of accounting estimates made by management, as well as evaluating the overall presentation of the financial statements.

We believe that the audit evidence we have obtained is sufficient and appropriate to provide a basis for our audit opinion.

Opinion with respect to the financial statements

In our opinion, the financial statements give a true and fair view of the financial position of N.V. Verenigde Surinaamse Holdingmij.-/United Suriname Holding Company at 31 December 2015 and of its results and its cash flows for the year then ended in accordance with generally accepted accounting principles.

Paramaribo, 16 June 2016
Lutchman & Co, Accountants

Represented and signed by
Drs. M.R.A. Lutchman RA, chartered accountant

Income Statement

for the year ended 31 December 2015

	note	2015	2014
		SRD	SRD
Income from			
Subsidiaries		6,336,337	7,530,982
Share of profit in Associate		10,831,795	11,310,033
Investments		978,684	893,789
Other		637,929	651,622
		18,784,745	20,386,426
Profit			
Profit before tax		18,784,745	20,386,426
Income tax		229,654	234,584
Net profit		18,555,091	20,151,842
Division of Profit			
Interim dividend	7	1,191,803	794,535
Final dividend	7	2,184,972	2,482,923
Surplus		15,178,316	16,874,384
		18,555,091	20,151,842

The accompanying notes are an integral part of these financial statements.

Paramaribo, 16 June 2016
Supervisory Board of Directors
R. Khodadin, Chairman
D. Halfhide, Vice Chairman
R. Elias
R. Hahn
J. Healy Jr.
A. Kluijver

Managing Directors
P. Healy
M. Ramsundersingh

Balance Sheet at 31 December 2015

before appropriation of profit

ASSETS		2015	2014
		SRD	SRD
Non-current assets			
Property, plant and equipment		551,166	533,496
Financial assets		17,473,085	16,056,581
Subsidiary interest		77,766,643	71,138,368
Investment in Associate		73,353,344	84,785,427
Total non-current assets		169,144,238	172,513,872
Current assets			
Subsidiary receivables		1,522,579	1,370,328
Trade and other receivables		3,098,398	3,584,837
Cash and cash equivalents		16,125,122	9,572,478
Total current assets		20,746,099	14,527,643
Total assets		189,890,337	187,041,515
EQUITY AND LIABILITIES			
Equity			
Issued capital		19,863	19,863
Capital in excess of par value		240,425	240,425
Retained earnings		89,277,384	72,884,354
Result for the year		18,555,091	20,151,842
Revaluation reserves		55,229,103	72,901,602
Total equity		163,321,866	166,198,086
Liabilities			
Non-current liabilities			
Deferred tax		7,285,044	6,237,442
Total non-current liabilities		7,285,044	6,237,442
Current liabilities			
Subsidiary payables		15,095,370	12,840,639
Income tax payable		74,533	128,503
Trade and other payables		4,113,524	1,636,845
Total current liabilities		19,283,427	14,605,987
Total equity and liabilities		189,890,337	187,041,515

The accompanying notes are an integral part of these financial statements.

Paramaribo, 16 June 2016
Supervisory Board of Directors
R. Khodadin, Chairman
D. Halfhide, Vice Chairman
R. Elias
R. Hahn
J. Healy Jr.
A. Kluijver

Managing Directors
P. Healy
M. Ramsundersingh

Consolidated Income Statement

for the year ended 31 December 2015

	note	2015	2014
		SRD	SRD
Revenue			
Trading		5,257,047	5,808,483
Industry		38,809,455	37,164,214
Shipping		31,157,578	20,811,256
Real estate		1,426,562	1,498,608
Other	4	1,422,320	2,844,813
		78,072,962	68,127,374
Costs			
Personnel expenses	4	31,408,313	25,544,279
Administrative expenses		24,688,785	20,117,042
Interest		905,382	394,231
Depreciation and amortization	8	6,823,258	6,285,067
Provisions	4	159,339	217,864
		63,985,077	52,558,483
Profit from continuing operations		14,087,885	15,568,891
Other Income			
Share of profit in Associate	10	10,831,795	11,310,033
Investments		996,586	918,733
		11,828,381	12,228,766
Profit			
Profit before tax		25,916,266	27,797,657
Income tax	5	5,728,819	5,588,870
Net profit		20,187,447	22,208,787
Attributable to:			
Non-controlling interests		1,632,356	2,056,945
Equity holders of the Parent Company		18,555,091	20,151,842
Weighted average number of shares	6	1,986,338	1,986,338
Earnings per share	6	9.34	10.15

The accompanying notes are an integral part of these financial statements.

Paramaribo, 16 June 2016
Supervisory Board of Directors
R. Khodadin, Chairman
D. Halfhide, Vice Chairman
R. Elias
R. Hahn
J. Healy Jr.
A. Kluijver

Managing Directors
P. Healy
M. Ramsundersingh

Consolidated Balance Sheet at 31 December 2015

before appropriation of profit

ASSETS	note	2015	2014
Non-current assets		SRD	SRD
Property, plant and equipment	8	64,865,604	57,282,576
Intangible Assets	8	1,082,173	809,722
Subsidiaries' interest	9	2,024,958	-
Financial assets	9	18,051,192	16,755,946
Investment in associate	10	73,353,344	84,785,427
Total non-current assets		159,377,271	159,633,671
Current assets			
Inventories	11	29,042,629	25,007,301
Trade and other receivables	12	37,911,035	28,380,466
Current tax receivables	5	266,438	-
Cash and cash equivalents	13	24,152,274	16,378,761
Total current assets		91,372,376	69,766,528
Total assets		250,749,647	229,400,199
EQUITY AND LIABILITIES			
Equity			
Issued capital	14	19,863	19,863
Capital in excess of par value		240,425	240,425
Retained earnings	14	89,277,384	72,884,354
Results for the year		18,555,091	20,151,842
Revaluation reserves	14	55,229,103	72,901,602
Equity attributable to equity holders of the Parent Company		163,321,866	166,198,086
Non-controlling interests		15,822,385	15,073,122
Total equity		179,144,251	181,271,208
Liabilities			
Non-current liabilities			
Long-term borrowings	16	11,627,463	1,924,292
Deferred tax	5	12,612,811	12,156,914
Long-term provisions	17	2,963,327	4,460,200
Total non-current liabilities		27,203,601	18,541,406
Current liabilities			
Trade and other payables	18	38,001,647	25,746,386
Short-term borrowings	16	4,734,686	2,159,937
Current tax payable	5	-	800,736
Short-term provisions	17	1,665,462	880,526
Total current liabilities		44,401,795	29,587,585
Total equity and liabilities		250,749,647	229,400,199

The accompanying notes are an integral part of these financial statements.

Paramaribo, 16 June 2016
Supervisory Board of Directors
R. Khodadin, Chairman
D. Halfhide, Vice Chairman
R. Elias
R. Hahn
J. Healy Jr.
A. Kluijver

Managing Directors
P. Healy
M. Ramsundersingh

Consolidated Statement of Changes in Equity

for the year ended 31 December 2015

in SRD	Share capital	Capital in excess of par value	Retained earnings	Revaluation reserve	Total	Non-controlling interest	Total
Equity at 1 January 2014	19,863	240,425	73,562,407	69,249,459	143,072,154	16,478,908	159,551,062
Profit after tax	-	-	20,151,842	-	20,151,842	2,056,945	22,208,787
Profit distributions	-	-	(794,535)	-	(794,535)	(320,347)	(1,114,882)
Revaluation	-	-	-	3,768,625	3,768,625	(3,133,517)	635,108
Realized revaluation	-	-	116,482	(116,482)	-	-	-
Correction previous year	-	-	-	-	-	(8,867)	(8,867)
Equity at 31 December 2014 before appropriation of profit	19,863	240,425	93,036,196	72,901,602	166,198,086	15,073,122	181,271,208
Final dividend	-	-	(2,482,923)	-	(2,482,923)	(487,191)	(2,970,114)
Equity at 31 December 2014 after appropriation of profit	19,863	240,425	90,553,273	72,901,602	163,715,163	14,585,931	178,301,094
Profit after tax	-	-	18,555,091	-	18,555,091	1,632,356	20,187,447
Profit distributions	-	-	(1,191,803)	-	(1,191,803)	(354,783)	(1,546,586)
Revaluation	-	-	-	(17,561,127)	(17,561,127)	(39,331)	(17,600,458)
Realized revaluation	-	-	111,372	(111,372)	-	-	-
Correction previous years	-	-	(195,458)	-	(195,458)	(1,788)	(197,246)
Equity at 31 December 2015 before appropriation of profit	19,863	240,425	107,832,475	55,229,103	163,321,866	15,822,385	179,144,251
Appropriation of profit							
Proposed final dividend	-	-	(2,184,972)	-	(2,184,972)	(510,149)	(2,695,121)
Equity at 31 December 2015 after appropriation of profit	19,863	240,425	105,647,503	55,229,103	161,136,894	15,312,236	176,449,130

The accompanying notes are an integral part of these financial statements.

Paramaribo, 16 June 2016
Supervisory Board of Directors
R. Khodadin, Chairman
D. Halfhide, Vice Chairman
R. Elias
R. Hahn
J. Healy Jr.
A. Kluijver

Managing Directors
P. Healy
M. Ramsundersingh

Consolidated Cash Flow Statement

for the year ended 31 December 2015

	2015	2014
	SRD	SRD
Cash flows from operating activities:		
Profit before tax	25,916,266	27,797,657
<i>Adjusted for:</i>		
- Depreciation	6,823,258	6,285,067
- Unrealized share of profit associate	(10,831,795)	(11,310,033)
- Revaluation results	(377,881)	(236,200)
- Investment income	(996,586)	(918,733)
- Interest expense	905,382	394,231
- Provisions	159,339	217,864
Cash flow from operations before changes in working capital	21,597,983	22,229,853
<i>Changes in working capital:</i>		
- Change in inventories	(4,035,328)	62,775
- Change in trade and other receivables	(9,530,569)	(2,245,680)
- Change in trade and other payables	12,255,261	622,521
- Adjustments regarding subsidiaries	(2,057,649)	-
- Adjustments regarding provisions	(245,975)	(936,915)
Cash generated from operations	17,983,723	19,732,554
Claims paid	(4,611)	(47,567)
Paid interest	(905,382)	(394,231)
Paid income tax	(7,365,277)	(5,654,439)
Net cash from operating activities	9,708,453	13,636,317
Cash flows from investing activities:		
Purchase of property, plant & equipment	(32,272,389)	(20,095,283)
Transfers of property, plant & equipment	16,212,999	10,751,110
Purchase of non-current financial assets	(24,440)	(13,507)
De-consolidated property, plant and equipment of subsidiary	1,380,653	-
Disposal of property, plant and equipment	-	600,072
Purchase of subsidiary interest	-	(6,393,850)
Sale of non-current financial assets	10,030	3,159
Dividends received	4,676,386	4,308,022
Net cash used in investing activities	(10,016,761)	(10,840,277)
Cash flows from financing activities:		
Proceeds and repayments of loans	12,277,920	734,725
Payments disposal of waste	(27,379)	(54,187)
Payments pension liabilities	(539,558)	-
Redundancy payments	(53,753)	(93,587)
Dividend declared	(3,575,409)	(2,979,507)
Net cash used in financing activities	8,081,821	(2,392,556)
Net increase in cash for the year	7,773,513	403,484
Cash and cash equivalents at 1 January	16,378,761	15,975,277
Cash and cash equivalents at 31 December	24,152,274	16,378,761

The accompanying notes are an integral part of these financial statements.

Paramaribo, 16 June 2016
Supervisory Board of Directors
R. Khodadin, Chairman
D. Halfhide, Vice Chairman
R. Elias
R. Hahn
J. Healy Jr.
A. Kluijver

Managing Directors
P. Healy
M. Ramsundersingh



VSH Labour Services: H. van Rabenswaay – retired after 12 years of service.



VSH Transport: H. Ritfeld – retired after 24 years of service.

Notes to the Consolidated Financial Statements

■ 1.) Information on the reporting entity

N.V. Verenigde Surinaamse Holdingmij./United Suriname Holding Company, is a company registered and domiciled in Suriname. The Company's registered office is at Van 't Hogerhuysstraat 9-11, Paramaribo, Suriname. The consolidated financial statements of the Company at and for the year ended 31 December 2015 comprise the Company, its subsidiaries and its associate (together referred to as the Group).

These financial statements have been prepared by Management and were authorized for issue by the Supervisory Board of Directors on 16 June 2016 and will be submitted for approval in the Annual General Meeting of Shareholders on 4 July 2016.

The subsidiaries are:

1. **N.V. VSH SHIPPING**
2. **N.V. VSH TRANSPORT**
3. **N.V. VSH TRADING**
4. **N.V. VSH STEEL**
5. **N.V. VSH REAL ESTATE**
6. **N.V. VSH INVESTMENT**
7. **VSH Marketing Company Ltd.**
8. **N.V. VSH LOGISTICS**
9. **N.V. VSH LABOUR SERVICES**
10. **VSH-UNITED (USA) L.L.C.**
11. **VSH-UNITED (GUYANA) INC.**
12. **N.V. VSH FOODS (56.01%)**
13. **N.V. Consolidated Industries Corporation (CIC) (59.44%)**

The associate is:

1. **Assuria N.V. (24.63%)**

The VSH United Group is involved in: shipping, logistics, transport, port operating, steel fabrication, manufacturing of butter, margarine and shortening, manufacturing of household cleaning products and packaging material, trading, insurance, real estate and investment.

■ 2.) Basis of preparation

2.1) Statement of compliance

The consolidated financial statements have been prepared in accordance with generally accepted accounting principles.

2.2) Basis of Measurement

Specific basis of measurement are: Property and plant are valued at costs adjusted for hyperinflation. Equipment and software are valued at cost. Financial assets are valued at fair value. Other assets and liabilities are stated at fair value using the historical cost method. The methods used to measure fair value are described further in note 2.6.

2.3) Functional and presentation currency

These consolidated financial statements are presented in Suriname Dollars (SRD), which is the Company's functional currency. All financial information presented in SRD has been rounded to the nearest dollar.

2.4) Use of estimates and judgments

The preparation of the consolidated financial statements requires management to make judgments, estimates and assumptions that affect the application of accounting policies and the reported amounts of assets and liabilities, income and expenses. Actual results may differ from those estimates.

Estimates and underlying assumptions are reviewed on an ongoing basis. Revisions to accounting estimates are recognized in the period in which the estimate is revised and in any future periods if affected.

In particular, information about significant areas of estimation, uncertainty and critical judgments in applying accounting policies that have the most significant effect on the amount recognized in the consolidated financial statements are described in note 17.

Notes to the Consolidated Financial Statements

2.5) Application of IFRS standards

Certain provisions from the following IFRS standards were applied to these consolidated financial statements:

IAS 7: Statement of Cash Flows

IAS 16: Property, Plant and Equipment

IAS 17: Leases

IAS 18: Revenue

IAS 19: Employee Benefits

IAS 24: Related Party Disclosures

IAS 28: Investments in Associates and Joint Ventures

IAS 29: Financial Reporting in Hyperinflationary Economies

IAS 33: Earnings Per Share

2.6) Accounting policies

The accounting policies adopted are consistent with those of previous financial year.

Subsidiaries

Subsidiaries are those companies over which the Company has control, defined as the power to govern the financial and operating policies so as to obtain benefits from their activities. Subsidiaries are fully consolidated and the financial statements of the subsidiaries are prepared for the same reporting year as the Parent Company. All balances, transactions, income and expenses between Group companies are eliminated. Non-controlling interests represent the portion of profit and net assets not held by the Company and are at presented separately in the consolidated income statement and within equity in the consolidated balance sheet.

Associate

Within the framework of IAS 28 associates are those companies over which the Company has significant influence and that is neither a subsidiary nor an interest in a joint venture. The investment in an associate is initially recognized at cost and the carrying amount is increased or decreased to recognize the Company's share of the profit or loss of the associate after the date of acquisition. The Company's share in the profit or loss of the associate is recognized in the Company's income statement. Dividend received reduces the carrying amount of the investment. Adjustments to the carrying amount may also be necessary for changes in the Company's proportional interest in the associate arising from changes in the revaluation of property, plant, equipment and other assets.

As of 2010 Assuria is presented as an associate.

Under IAS 28.6 the Company meets the requirement of significant influence by virtue of:

- The share position of 24.63% in Assuria.
- The Company holds two out of six positions on the Assuria Supervisory Board of Directors including the Chair.

Foreign currency transactions

Transactions in foreign currencies are translated to the functional currency of the Group at the administrative exchange rates at the dates of the transactions. Monetary assets and liabilities denominated in foreign currency at the balance sheet date are translated to the functional currency at the administrative exchange rate at that date. Exchange differences arising are charged or credited to the income statement.

The exchange rates used for the US Dollar (USD) the EURO and the GYD per 31 December are:

in SRD	2015	2014
USD	4.20	3.35
EURO	4.58	4.07
GYD (per 100)	2.05	-

Foreign subsidiaries

Each foreign subsidiary uses the functional and reporting currency in its respective country. For consolidation purposes the revenues, expenses, assets, equities and liabilities of these subsidiaries are translated to the functional and reporting currency of the Group at balance sheet date.

Notes to the Consolidated Financial Statements

Property, plant and equipment (PP&E)

Land is carried at cost adjusted for hyperinflation. Land improvements and buildings are carried at cost adjusted for hyperinflation less accumulated depreciation. All other property, plant and equipment are carried at costs less accumulated depreciation.

Depreciation is calculated using the straight-line method to write off the costs of individual assets to their residual values over their estimated useful lives as follows:

Buildings	20 - 40 years
Land improvements	5 - 10 years
Machinery and equipment	5 - 10 years
Other assets	3 - 5 years

When a major repair or maintenance is performed, its cost is recognized in the carrying amount of the property, plant and equipment as a replacement, if the recognition criteria are satisfied. The gain or loss arising on the disposal or retirement of an asset is determined as the difference between the net disposal proceeds and the carrying amount of the asset, and is recognized in the income statement. There are no assets held under financial leases, and assets held under operating leases are not recognized in the balance sheet.

Intangible assets

Intangible assets with finite useful lives are carried at cost less accumulated amortization and accumulated impairment losses. Amortization is recognized on straight-line basis over their estimated useful lives of the related assets.

The estimated useful life and amortization method are reviewed at the end of each reporting period, with the effect of any changes in estimate being accounted for on a prospective basis.

Changes in the expected useful life or the expected pattern of consumption of future economic benefits embodied in the asset is accounted for by changing the amortization period or method, as appropriate, and treated as changes in accounting estimates. The amortization expense on intangible assets with finite lives is recognized in the income statement under depreciation and amortization. The current estimated useful life is 3 years.

Financial Assets

Financial assets consist of shares of listed companies that are not subsidiaries or associates. The shares are measured at their fair value, which is the closing price of the last trading session of the stock exchange in December 2015, where the shares are listed.

Inventories

Inventories are stated at cost, less a provision for the reduced marketability of inventories if applicable. Cost is calculated using the last in first out method. Costs comprise direct materials and all costs incurred to bring inventories to their present location and condition net of discounts, rebates and bonuses.

Finished products and work in progress

Finished products and work in progress are valued based on the raw and packaging materials used.

Trade and other receivables

Trade and other receivables are stated at nominal value less an allowance for uncollectible amounts, if there is objective evidence that the Group will not be able to collect the receivable. Trade receivables do not carry interest.

Cash and cash equivalents

Cash and cash equivalents comprise of cash in banks and cash on hand.

Loans

Interest bearing loans are recorded at the fair value of the consideration received net of transaction costs. After the initial recognition interest bearing loans are subsequently measured at amortized cost using the effective interest method.

Provisions

Provisions are recognized for actual (legal or constructive) obligations, existing at balance sheet date and arising from past events, for which it is probable that an outflow of economic benefits will be required to settle the obligation. Some of the Company's subsidiaries provide warranties on products sold. Provisions are made for the estimated costs arising under these warranties upon the date of sale of the relevant products.

Trade and other payables

Trade and other payables are stated at nominal value. Trade payables do not carry interest.

Employee benefits

The Group employees participate in a defined benefit pension plan. Some of the pensions are insured while other employees participate in a pension fund foundation which is a separate legal entity.

Notes to the Consolidated Financial Statements

The Group's contribution is recorded under personnel expenses in the income statement.

The Group, except for CIC, has no obligations for long-term employee benefits. CIC has the obligation to pay medical benefits to pensioners. A provision based on actuarial calculations has been recognized for long term employee benefit obligations.

Short-term employee benefit obligations are measured on an undiscounted basis and are expensed as the related service is provided. A liability is recognized for the amount expected to be paid under short-term benefits if the Group has a present legal or constructive obligation to pay this amount as a result of past service provided by the employee and the obligation can be estimated reliably.

Revenue

Revenue from the sale of products in the ordinary course of business is measured at the fair value of the consideration received or receivable, net of turnover and sales taxes, customer discounts and other sales related discounts.

Revenue from the sale of products is recognized in the income statement when the amount of revenue can be measured reliably, the significant risk and rewards of ownership have been transferred to the buyer, recovery of the consideration is probable, the associated costs and possible return of products can be estimated reliably, and there is no continuing management involvement with the products. Revenue from services rendered is recognized in proportion to the stage of completion of the transaction at the balance sheet date. Revenue from operating leases is recognized on a straight-line basis over the term of the relevant lease.

Other revenue comprises of bank interest received, income from previous years, gain on revaluation of inventories, transfer fees, broker provisions, proceeds from sales of empty drums, proceeds from promo activities, fees for consulting, terminal, agency and other services. Interest income is recognized when received.

Other income

Other income comprises of the Company's share in the profit or loss of the associate and dividend payments received from financial assets.

Expenses

Borrowing costs

All borrowing costs are recognized as an expense when incurred.

Operating lease payments

Payments made under operating leases are recognized in the income statement on a straight-line basis over the term of the lease.

Income tax

Taxes on income are accrued in the same period as the revenues and expenses to which they relate. Current tax receivables and payables for the current and prior periods are measured at the amount expected to be recovered from or paid to the Tax Authorities. The tax rates and the tax laws used are those that are enacted or substantively enacted at balance sheet date. Deferred taxes are recorded, using the balance sheet method, for temporary differences between the carrying amounts of assets and liabilities for commercial purposes and the amounts used for taxation purposes. Deferred tax is measured using the tax rates that are expected to be applied to temporary differences when they reverse, based on the laws that have been enacted or substantively enacted at balance sheet date. A deferred tax asset is recognized only to the extent that it is probable that future taxable profits will be available against which the asset can be utilized. Deferred tax assets are reviewed at each balance sheet date and are reduced to the extent that it is no longer probable that the related tax benefit will be realized.

Earnings per share

Earnings per share is calculated by dividing the profit or loss attributable to ordinary Shareholders of the Company by the weighted average number of ordinary shares outstanding for the period.

Segment reporting

A segment is a distinguishable component of the Group that is a separate legal entity or a group of separate legal entities, which are subject to risks and rewards that are different from those of other segments.

Notes to the Consolidated Financial Statements

■ 3.) Segment results

Operating result of the segment is reported before distribution of costs of the Company and income taxes.

The shipping segment comprises shipping activities of the following subsidiaries:

VSH Shipping
VSH Transport
VSH Logistics
VSH Labour Services
VSH USA

The trading segment comprises of trading activities of the following subsidiaries:

VSH Trading
VSH Guyana

The food segment comprises of food production and distribution of the following subsidiary:

VSH Foods

The detergent segment comprises of production and distribution of detergents and packaging material by the following subsidiary:

CIC

The steel segment comprises steel fabrication of the following subsidiary:

VSH Steel

The real estate segment comprises real estate rental and service income of the following subsidiaries:

VSH Real Estate
VSH Trading

Other income, assets and liabilities not included in the segment reporting are related to the subsidiary VSH Investment, VSH Marketing, the associate Assuria, the strategic investment Torarica and other shares held in local companies.

Notes to the Consolidated Financial Statements

Segment Reporting

X SRD 1,000	Shipping		Trading		Foods		Detergents	
	2015	2014	2015	2014	2015	2014	2015	2014
Income	31,820	21,945	4,486	4,963	12,268	11,256	24,199	23,143
Inter-segment income	-	-	-	-	-	-	-	-
Associate Income	-	-	-	-	-	-	-	-
Investment Income	-	-	-	-	-	-	-	-
Operating income	31,820	21,945	4,486	4,963	12,268	11,256	24,199	23,143
Segment results	11,150	7,840	746	2,216	3,475	3,372	2,489	4,233
Assets	50,012	30,908	10,160	9,379	17,416	15,095	43,474	40,873
Liabilities	28,670	13,031	2,913	2,729	5,775	4,689	18,881	16,851
Investments	11,454	4,350	566	263	1,082	950	761	1,894
Depreciation	1,947	1,060	205	141	654	669	2,341	2,813
Employees	133	126	19	16	54	54	115	118

Notes to the Consolidated Financial Statements

Steel		Real Estate		Other		Elimination		Consolidation	
2015	2014	2015	2014	2015	2014	2015	2014	2015	2014
3,997	5,191	5,730	5,286	829	850	-	-	83,329	72,634
-	-	(2,191)	(1,994)	(176)	(165)	(2,890)	(2,348)	(5,257)	(4,507)
-	-	-	-	10,832	11,310	-	-	10,832	11,310
-	-	-	-	997	919	-	-	997	919
3,997	5,191	3,539	3,292	12,482	12,914	(2,890)	(2,348)	89,901	80,356
(1,136)	(395)	701	955	8,491	9,577	-	-	25,916	27,798
14,163	10,805	17,403	17,543	98,122	104,797	-	-	250,750	229,400
6,067	3,211	1,261	1,788	8,038	5,830	-	-	71,605	48,129
78	193	552	1,228	210	6,873	-	-	14,703	15,751
614	619	895	806	167	177	-	-	6,823	6,285
40	49	8	6	19	18	-	-	388	387

Notes to the Consolidated Financial Statements

■ 4.) Other revenue, personnel expenses, provisions and pensions

Other revenue

in SRD	2015	2014
Gains on exchange	20,429	17,798
Income from previous years	54,062	362,913
Gain on revaluation of inventories	132,552	65,922
Income from terminal and agency services	603,962	1,169,958
Other	611,315	1,228,222
Total other revenue	1,422,320	2,844,813

Personnel expenses

in SRD	2015	2014
Salaries and wages	21,340,221	17,029,502
Vacation and holiday expenses	1,040,172	1,145,497
Bonuses	4,340,737	3,191,119
Medical	2,021,420	1,829,851
Contribution to pension plan	1,637,464	1,197,092
Training	275,704	343,825
Other personnel expenses	752,595	807,393
Total personnel expenses	31,408,313	25,544,279

Provisions

in SRD	2015	2014
Uncollectable receivables	187,961	669,292
Reduced marketability of inventories	58,014	-
Product warranty and liability	10,054	(20,898)
Deferred maintenance	10,625	42,500
Pension	(645,467)	(502,762)
Medical	(311,848)	(42,672)
Redundancy	850,000	72,404
Total provisions	159,339	217,864

Notes to the Consolidated Financial Statements

Pensions

For the employees of the Group, that have joined the pension fund, the Group contributes 12% of the base salary and the employees' own contribution is 5%. The Groups pension expenses in 2015 amounted to SRD 930,769 (2014: SRD 814,180) and are recognized under personnel expenses.

The plan maintained by the foundation is a defined benefit plan, with a maximum benefit of 70% of the following ceilings:

Personnel	SRD 60,000
Staff	SRD 125,000
Management	SRD 200,000

Premium reserve of the foundation as of 31 December 2015* amounted to SRD 24,092,140 (2014: SRD 21,043,440) and the total equity amounted to SRD 42,418,155 (2014: SRD 36,951,117).

* Unaudited

Employees of CIC that have joined its company's pension plan contribute 6% of the base salary. The balance of the actuarial calculated pension premiums is contributed by CIC.

The pension expenses for CIC in 2015 amounted to SRD 706,695 (2014: SRD 382,912) and are recognized under personnel expenses. CIC has made a commitment to improve pensions subject to an agreement with the union to eliminate future medical benefits for retired personnel.

■ 5.) Income tax and deferred tax liabilities

Income tax

Income tax is calculated at the applicable rate over the result of the financial year, taking into account temporary differences between the calculation of profit according to the financial statements and the taxable profit calculation. In 2013 the Tax Inspector agreed that the final tax assessments for CIC regarding the years 2007 up to and including 2012 will be imposed after an audit from the Tax Authorities which commenced in 2013. At reporting date the income tax audit have not been completed by the Tax Authorities.

The income tax is specified as follows:

in SRD	2015	2014
Balance at 1 January	800,736	361,563
Paid during the year	(7,365,277)	(5,654,439)
Due over the year	5,728,819	5,588,870
Correction previous year*	17,370	21,861
PP&E replacement reserve	416,526	566,911
Inventory adjustments	25,381	(209,007)
Release revaluation land and buildings**	99,943	103,287
Accelerated depreciation	10,064	21,690
Balance at 31 December	(266,438)	800,736

* Included de-consolidated subsidiary of CIC.

**Included VSH Foods SRD 37,297 (2014: SRD 37,765).

Notes to the Consolidated Financial Statements

Deferred tax liabilities

These are tax liabilities arising from the differences between valuation for commercial and for taxation purposes. In 2002, 2003, 2004 and 2005 requests for the application "accelerated depreciation" according to the investment code 2001 were submitted by VSH Foods to the Ministry of Finance for part of the investments made in PP&E from 2002 to 2005. In the financial statements it is assumed that part of the requests will be granted. This assumption is based on the approvals and rejections received from the Ministry of Finance. As a result of the application of the "Iron Inventory" valuation method the inventory has been written down this year based on the actual situation. A tax rate of 36% is used for the determination of this liability.

in SRD	2015	2014
Balance at 1 January	12,156,914	12,021,814
Revaluation of financial assets	461,532	617,981
Revaluation of subsidiary interest	546,279	-
Inventory adjustments	(25,381)	209,007
Release revaluation land and buildings	(99,943)	(103,287)
PP&E replacement reserve	(416,526)	(566,911)
Release accelerated depreciation	(10,064)	(21,690)
Balance at 31 December	12,612,811	12,156,914

6.) Earnings per share

All shares of the Company are ordinary shares with a par value of SRD 0.01. The calculation of earnings per share at 31 December 2015 was based on the profit attributable to ordinary Shareholders of the Company of SRD 18,555,091 (2014: SRD 20,151,842) and a weighted average number of ordinary shares outstanding during the year ended at 31 December 2015 of 1,986,338 (2014: 1,986,338).

	2015	2014
Weighted average number of shares	1,986,338	1,986,338
Earnings per share in SRD	9.34	10.15

7.) Dividends paid and proposed

The following dividends were declared by the Company:

in SRD	2015	2014
Fourth quarter interim dividend previous year SRD 0.10 per share (2013: SRD 0.10)	198,633	198,633
Final cash dividend previous year SRD 1.25 per share (2013: SRD 1.10)	2,482,923	2,184,972
First quarter interim dividend SRD 0.15 per share (2014: SRD 0.10)	297,951	198,634
Second quarter interim dividend SRD 0.15 per share (2014: SRD 0.10)	297,951	198,634
Third quarter interim dividend SRD 0.15 per share (2014: SRD 0.10)	297,951	198,634
Declared and paid	3,575,409	2,979,507

After the balance sheet date:

Declared and proposed by the Company

Fourth quarter interim dividend SRD 0.15 per share 297,950

The Management proposed the following final dividend:

Cash dividend SRD 1.10 per share 2,184,972

The proposed dividend 2014 was adopted by the Annual General Meeting of Shareholders of 21 May 2015.

Notes to the Consolidated Financial Statements

8.) Property, plant equipment and intangible assets

Changes in property, plant and equipment are as follows:

in SRD	Total	Property	Machinery and Equipment	Furniture and Fixture	Investments in progress
Book value at 1 January 2014	55,061,488	33,671,724	14,073,402	3,747,407	3,568,955
Movements 2014:					
Investment	19,105,367	2,585,304	4,742,868	2,366,811	9,410,384
Depreciation	6,133,169	1,342,260	2,972,992	1,817,917	-
Transfers*	(10,751,110)	-	-	-	(10,751,110)
Book value at 31 December 2014	57,282,576	34,914,768	15,843,278	4,296,301	2,228,229
Movements 2015:					
De-consolidated subsidiary of CIC	(1,380,653)	(1,380,566)	-	(87)	-
Investment	31,733,917	2,143,153	12,261,948	1,549,474	15,779,342
Depreciation	6,557,237	1,442,770	3,342,393	1,772,074	-
Transfers*	(16,212,999)	-	-	-	(16,212,999)
Book value at 31 December 2015	64,865,604	34,234,585	24,762,833	4,073,614	1,794,572
Consists of:					
Current Value	114,436,459	48,951,630	45,434,860	18,255,397	1,794,572
Accumulated Depreciation	49,570,855	14,717,045	20,672,027	14,181,783	-
Book value at 31 December 2015	64,865,604	34,234,585	24,762,833	4,073,614	1,794,572

* transfers of investments in progress to the respective asset categories.

Changes in intangible assets in 2015 are as follows:

in SRD	Software
Book value at 1 January 2014	571,776
Movements 2014:	
Investment	389,844
Amortization	151,898
Book value at 31 December 2014	809,722
Movements 2015:	
Investment	538,472
Amortization	266,021
Book value at 31 December 2015	1,082,173
Consists of:	
Current Value	1,594,969
Accumulated Amortizations	512,796
Book value at 31 December 2015	1,082,173

The property, plant, equipment and intangible assets are insured against fire up to USD 25,524,581 (SRD 107,203,240).

Notes to the Consolidated Financial Statements

9.) Subsidiaries' interest and Financial assets

Subsidiaries' interest

in SRD	2015	2014
Subsidiary of CIC	1,824,958	-
Subsidiary of VSH Foods	200,000	-
Balance at 31 December	2,024,958	-

Financial assets

Non-current financial assets comprise of shares in other companies. The shares are measured at their fair value, which is the closing price of the last trading session of the stock exchange where the shares are listed in December 2015.

in SRD	Total	Price per share Value in SRD	2015 Value in SRD	2014 Value in SRD
Assuria N.V.*	4,000	94.75	379,000	420,000
Torarica Holding N.V.	163,020	80.00	13,041,600	11,737,440
Surinaamse Brouwerij N.V.	1,287	2,680.00	3,449,160	3,410,550
De Surinaamsche Bank N.V.	6,108	37.50	229,050	312,256
Self Reliance N.V.	13,895	65.00	903,175	829,835
Hakrinbank N.V.	100	400.00	40,000	38,200
Royal Bank of Scotland	297	22.58	6,706	6,094
Total shares			18,048,691	16,754,375
Other			2,501	1,571
Total financial assets			18,051,192	16,755,946

* The Assuria shares are held by VSH Foods and VSH Investment.

10.) Investment in associate

Changes in carrying amount of the associate are at follows:

in SRD	2015	2014
Balance at 1 January	84,785,427	71,203,003
Company's share of profit	10,831,795	11,310,033
Profit distribution	(2,985,771)	(3,679,800)
Adjustments revaluation reserve	(19,278,107)	5,952,191
Balance at 31 December	73,353,344	84,785,427

11.) Inventories

in SRD	2015	2014
Raw materials and packaging	14,878,164	11,983,530
Goods for sale	6,295,517	4,982,780
Finished goods	1,655,495	1,144,081
Supplies and spare parts	2,055,591	2,145,996
Goods in transit	4,259,922	4,993,779
Provision for reduced marketability	(102,060)	(242,865)
Total inventories	29,042,629	25,007,301

In 2015 a provision for reduced marketability of SRD 58,014 (2014: nil) was considered necessary. The inventories are insured against fire up to USD 5,965,000 (SRD 25,053,000).

Notes to the Consolidated Financial Statements

■ 12.) Trade and other receivables

in SRD	2015	2014
Trade receivables	30,716,527	21,674,905
Advance to personnel	251,628	219,969
Prepayments and deposits	1,391,393	1,303,795
Insurance	69,857	57,120
Work in progress	-	536,246
To settle import duty	33,326	158,462
Other receivables	5,448,304	4,429,969
Total trade and other receivables	37,911,035	28,380,466

At 31 December 2015 trade receivables are shown net of an allowance for uncollectible amounts of SRD 1,201,305 (2014: SRD 1,334,060). The impairment loss recognized in the current year was SRD 187,961 (2014: SRD 669,292).

■ 13.) Cash and cash equivalents

Cash and cash equivalents comprise of cash at banks and cash on hand.

in SRD	2015	2014
Denominated in SRD	7,083,623	6,824,638
Denominated in USD	15,923,342	7,884,496
Denominated in EURO	1,143,623	1,669,627
Denominated in GYD	1,686	-
Total cash and cash equivalents	24,152,274	16,378,761

The cash and cash equivalents are at free disposal of the Group.

■ 14.) Issued capital, capital in excess of par value, reserves

in SRD	2015	2014
Issued capital at 1 January	19,863	19,863
Issued capital at 31 December	19,863	19,863

At 31 December 2015 the issued share capital comprised of 1,986,338 shares (2014: 1,986,338 shares). The shares have a par value of SRD 0.01. All issued shares are fully paid.

Capital in excess of par value

The capital in excess of par value relates to the difference between the nominal value and the price of shares issued in 2010, 2007 and 2006.

Revaluation reserve

This reserve has arisen from the revaluation of property and financial assets less deferred taxes and yearly realized depreciation from the revaluation of property, plant and equipment. The yearly realized transfer of the revaluation reserve of the property is based on the difference between the commercial depreciation and fiscal depreciation. Also booked to the revaluation reserve are changes in the company's share in the equity of the associate which are not recognized in the associate's profit and loss.

Retained earnings

In 2015 the interim dividend of SRD 1,191,803 (2014: SRD 794,535) over the year has been charged to retained earnings.

Notes to the Consolidated Financial Statements

■ 15.) Long-term borrowings

Long-term borrowings comprises of loans for VSH Transport and CIC.

in SRD	2015	2014
VSH Transport	9,829,585	-
CIC	1,797,878	1,924,292
Total long term borrowings	11,627,463	1,924,292

The loans comprise of three long-term arrangements with financial institutions:

- In 2007 an investment facility of USD 1,050,000 was issued on behalf of CIC with monthly payments of USD 5,850. The balance per 31 December 2015 amount to USD 488,400 including the short-term (<12 months) portion.
- In 2011 a loan of USD 520,000 was issued on behalf of CIC. The term of the loan is 5 years. Monthly payments including interest amount to USD 10,544 and the balance per 31 December 2015 amount to USD 101,656 including the short-term (<12 months) portion.
- In 2015 a loan of USD 3,000,000 was issued on behalf of VSH Transport. The term of the loan is 7 years. Monthly payments including interest amount to USD 44,548 and the balance per 31 December 2015 amount to USD 2,709,250 including the short-term (<12 months) portion.

The collateral given to the Institutions for these loans are:

- Mortgages on land and buildings at the Saramaccadoorsteek no. 10
- Pledge of securities

■ 16.) Short-term borrowings

Short-term borrowing comprises of the short-term (< 12 months) portion of the long term loans and of the following secured bank overdraft facilities:

- On 19 June 2008, VSH Foods obtained an overdraft facility with a maximum of USD 250,000 to finance working capital requirements on an ongoing basis. The balance at year end amounted to USD 201,235 (2014: USD 108,607). The fixed rate is 9% per annum.
- On 14 July 2015, CIC obtained an overdraft facility with a maximum of USD 400,000 to finance working capital requirements on an ongoing basis. The balance at year end amounted to USD 395,209 (2014: USD 339,328). The fixed rate is 8.25% per annum.
- On 19 December 2006, CIC obtained an overdraft facility with a maximum of SRD 100,000 to finance working capital requirements on an ongoing basis. The fixed rate is 11% per annum. This facility was not used during the year.

The collateral given to the bank for the overdraft facility are:

- Pledge of securities.
- Fiduciary assignment of inventories.
- Fiduciary assignment of machinery and equipment.

■ 17.) Provisions and commitments

in SRD	2015	2014
Product warranty, liability and disposal of waste	535,821	557,757
Deferred maintenance	212,500	201,875
Pension	-	1,185,025
Long-term medical obligation	2,963,327	3,275,175
Redundancy	917,141	120,894
Total provisions	4,628,789	5,340,726
Short-term provisions <12 months	1,665,462	880,526
Long-term provisions >12 months	2,963,327	4,460,200

Notes to the Consolidated Financial Statements

Product warranty, liability and disposal of waste

The warranty provision represents management's best estimate of the liability under warranties granted for its products, based on past experience and industry averages for defective products. Disposal of waste represents CIC's liability for the disposal of waste due to the fire in 2009.

in SRD	2015	2014
VSH Steel	88,056	82,165
VSH Foods	157,304	157,752
CIC	290,461	317,840
Total product warranty, liability and disposal of waste	535,821	557,757

Deferred maintenance

This provision represents management's estimate of deferred maintenance on property en buildings.

in SRD	2015	2014
VSH Transport	212,500	201,875

Pension

This item represents a provision with regards to the intention of management to increase existing pension policies.

in SRD	2015	2014
CIC	-	1,185,025

Long-term medical obligation

CIC has the obligation to pay medical expenses for pensioners for which a provision amounting to SRD 2,963,327 (2014: SRD 3,275,175) is considered necessary.

Redundancy

Redundancy represents a provision for VSH Shipping, VSH Transport, VSH Steel and CIC.

Commitments

Operating leases

At balance sheet date the total commitment for future lease payments under non-cancelable operating leases amounts to:

in SRD	2015	2014
Due within one year	3,948,366	3,325,396
Between one and five years	11,869,044	10,731,405
Later the five years	8,041,444	8,041,444
Total	23,858,854	22,098,245

Non-cancelable operating lease payments represent rentals payable by the Group for use of vehicles, computer hardware and port terminal lease commenced on 1 April 2010 for a period of 15 years.

Notes to the Consolidated Financial Statements

VSH Community Fund

This non-profit foundation was established on 22 August 2008 to finance and coordinate community projects on behalf of the Group. The fund is financed by contributions of 1.5% of the profit before tax on a final monthly basis from the operating companies. In 2015 a total amount of SRD 218,093 (2014: SRD 289,763) was contributed by the companies.

■ 18.) Trade and other payables

in SRD	2015	2014
Trade payables	26,341,076	18,331,758
Other taxes payable	1,285,763	1,426,610
Employee benefits	1,848,017	1,973,197
Received deposit & advanced	4,355,572	1,934,014
Dividend & tax payables	2,583,254	941,078
Other payables	1,587,965	1,139,729
Total trade and other payables before profit distribution	38,001,647	25,746,386
Proposed dividend	2,695,121	2,970,114
Total trade and other payables after profit distribution	40,696,768	28,716,500

■ 19.) Related party disclosure

Supervisory Board of Directors

The remuneration of the Supervisory Board of Directors is approved by the Shareholders' Meeting. In 2015 the total remuneration amounted to SRD 104,230 (2014: SRD 99,120).

Management

The remuneration of key management personnel of the Group is determined by the Supervisory Board of Directors. The remuneration consists of a fixed monthly salary and a bonus of which a significant part is based on the Executive Performance Scheme.

Based on the Executive Performance Scheme for 2015 a bonus of SRD 113,056 (2014: SRD 33,921) has been approved by the Supervisory Board of Directors. This amount is payable in 2016 and has not been recognized in the balance sheet at 31 December 2015.

Services

Financial- and IT services are provided by the Company to VSH Foods, VSH USA and CIC. The amount billed in 2015 amounted to SRD 479,642 (2014: SRD 424,967).

N.V. Verenigde Surinaamse Holdingmij.-
United Suriname Holding Company

Van 't Hogerhuysstraat 9 - 11

Paramaribo, Suriname

Phone: +597 40 25 58

Fax: +597 40 35 15

Email: info@vshunited.com

Website: www.vshunited.com

Graphic design by: Ace Designs & More nv
Printed by: Proprint nv